












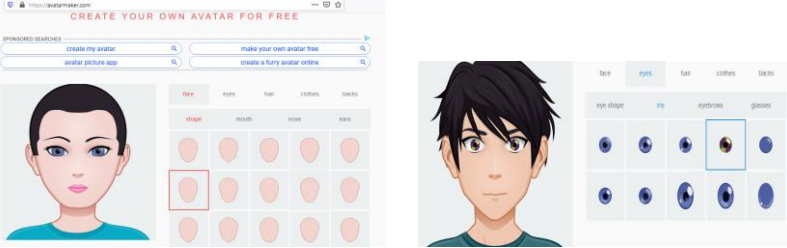







Avatar maker	
 Link to the digital tool	https://avatarmaker.com/
 Promoter	Consejeria de Education Junta de Castilla y Leon (Spain)
 Type of digital tool	Online avatar maker
 Target Age	10- ∞
 Language(s)	English
 Prosocial Value(s)	Accept differences Positive communication Responsibility
 Prosocial Skill(s)	Ask for help Help the other
 Objectives	<ul style="list-style-type: none"> ▸ <i>Direct</i>: create an avatar. ▸ <i>Indirect</i>: gamification tools ▸ <i>Psychological, sociological, prosocial</i>: Promote self-regulation, improve awareness of differences.
 Description of the tool	Avatarmaker.com is the easiest option for you and your students to start to include simple gamify elements on daily activities.
 Requirements	Device (smart mobile, tablet, laptop, computer) with Internet connection



Equipment Needed	
 Description of the digital tool	<p>When you access to the website, you need to chose the gender for your avatar and then all his/her features (eyes, face shape, hair, clothes, backs...)</p> <p>The avatar doesn't have as many options as other webs/apps, but it can be more than enough to start with.</p>
 Timing	<p>5 minutes</p>
 Images or Other Documents	
 Other Relevant Links	
 Tips and Tricks	<p>You do not need to register on the website, you simply create the avatar and download it</p>
 Source	

